



Lifelong Learning Program

Project Update - December 2019

Description:

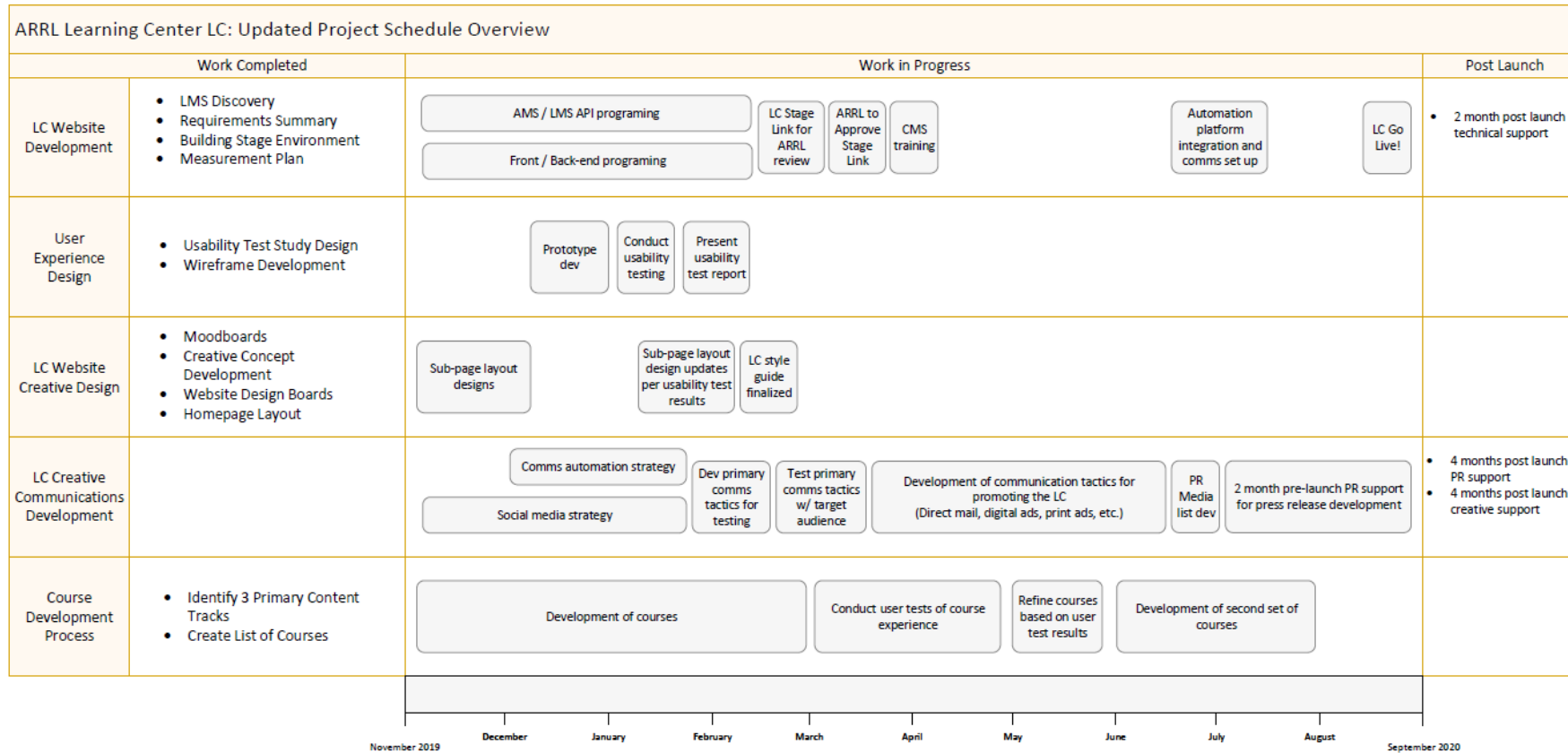
This presentation provides a status update on ARRL's Lifelong Learning project, being developed in cooperation with Mintz+Hoke.

Project Phases:

- Website Development
- User Experience
- Creative Design
- Creative Communications Development
- Course Development Process

Project Overview

Visual roadmap of the Lifelong Learning project:

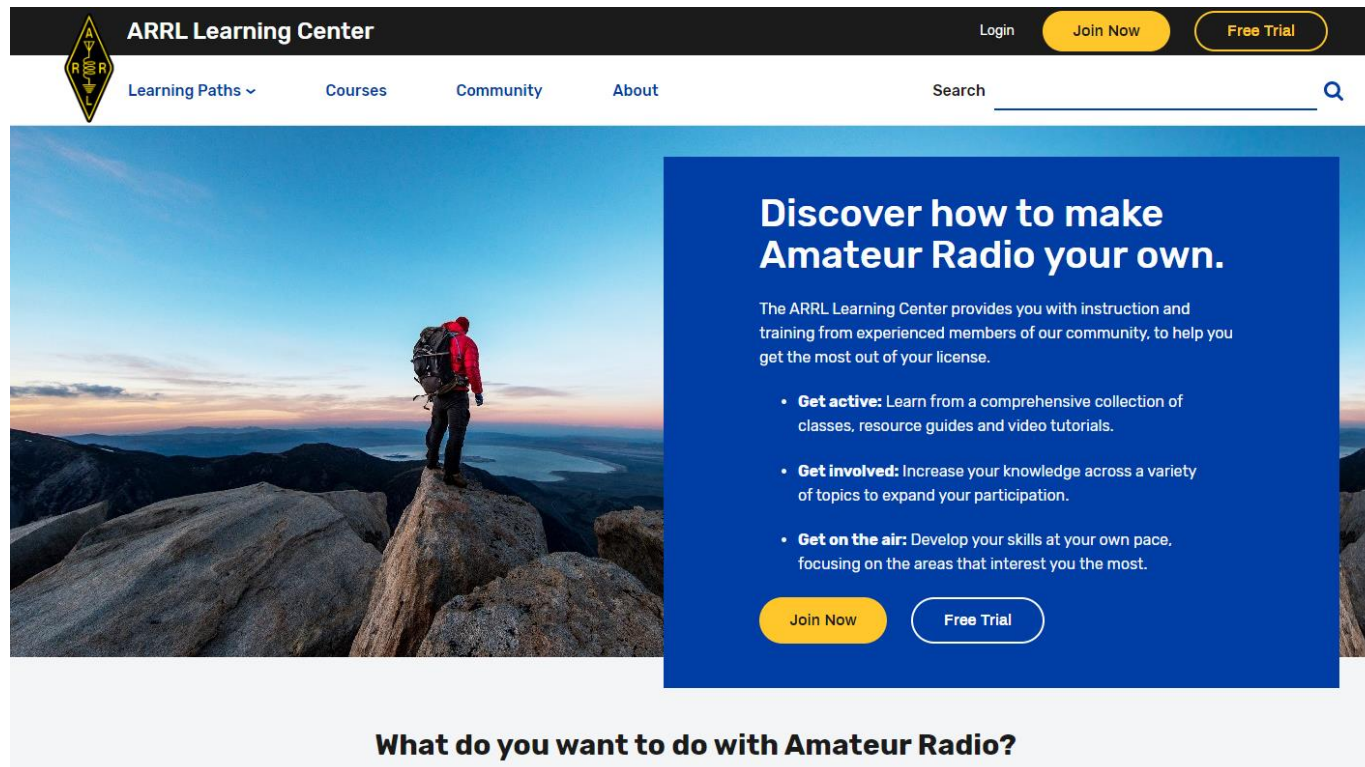




Lifelong Learning Program

Website Development / User Experience / Creative Design

ARRL Learning Center home page: the successful culmination of the Website Development, User Experience Design, and Creative Design phases:





Lifelong Learning Program

Creative Communications Development

Work for this phase is in the initial stages of development, and will result in a comprehensive marketing and promotion strategy, including the following items:

- Social media strategy
- Communication automation strategy
- Development of communications tactics (direct mail, digital ads, print ads, etc.)



Lifelong Learning Program

Course Development Process

Identification of content “tracks” which were determined through user feedback from Readex and ARRL surveys:

Choose your own adventure.

ARRL Learning Center organizes its course content around learning paths, making it easy to navigate and explore the field. Select the path that interests you most to get started.

Emergency Communications

Discover how you can use Amateur Radio to serve your community, such as during emergency situations and community events.

[View path](#)

Personal Communications

Get started with the fundamentals of Amateur Radio and learn how to connect with people across the globe.

[View path](#)

Electronics and Technology

Explore some of the more advanced and technical aspects of Amateur Radio, such as building your own rigs and antennas.

[View path](#)

Course Development Process

Sub-categories were identified by members of ARRL's content team, to assist users in navigating through the categories:

Emergency Communications

- Community Service
- Disaster Readiness

Personal Communications

- Communicate Near & Far
- 21st Century Radio
- Get Licensed
- Personal Safety
- Having Fun

Electronics and Technology

- How Radio Works
- Electronics & Technology
- Build



Lifelong Learning Program

Course Development Process

An overview of the course development and review process being utilized to ensure the creation of high-quality courses:

Track	Sub-Category	Course	Phase 1: Outline	P1 Review	P1 LLL Review	Phase 2: Dev.	User Testing	Final Review
Personal Communications								
	Communicate Near & Far	Intro to Amateur Radio Communications	Complete	Reviewed - 12/2	Reviewed 11/26	Due 12/1	TBA	TBA
	Personal Safety	Intro to Using Amateur Radio for Personal Safety	Complete	Reviewed - 12/2	Reviewed 11/26	Due 2/1	TBA	TBA
	Having Fun	Intro to Radiosport and Contesting	Complete	Reviewed - 12/2	Reviewed 11/26	Due 12/1	TBA	TBA
Emergency Communications								
	Disaster Readiness	Intro to Radio for Disasters and Emergencies	Complete	Reviewed - 12/9	Reviewed 11/26	Due 2/14/20	TBA	TBA
		EC-001	Complete	Reviewed - 12/2	Reviewed 11/26	Due 2/14/20	TBA	TBA
		EC-016	Complete	Reviewed - 12/2	Reviewed 11/26	Due 2/14/20	TBA	TBA
Electronics & Technology								
	How Radio Works	Introduction to How Radio Works	Complete	Reviewed - 11/25	Reviewed 11/25	Due 2/1/20	TBA	TBA
		Understanding Basic Electronics	Complete	Reviewed - 11/26	Reviewed 11/26	Due 2/1/20	TBA	TBA
		Understanding Basic Radio	Complete	Reviewed - 12/5	Reviewed 12/5	Due 2/1/20	TBA	TBA
		Understanding Basic Antennas	Complete	Reviewed - 12/2	Reviewed 12/4	Due 2/1/20	TBA	TBA

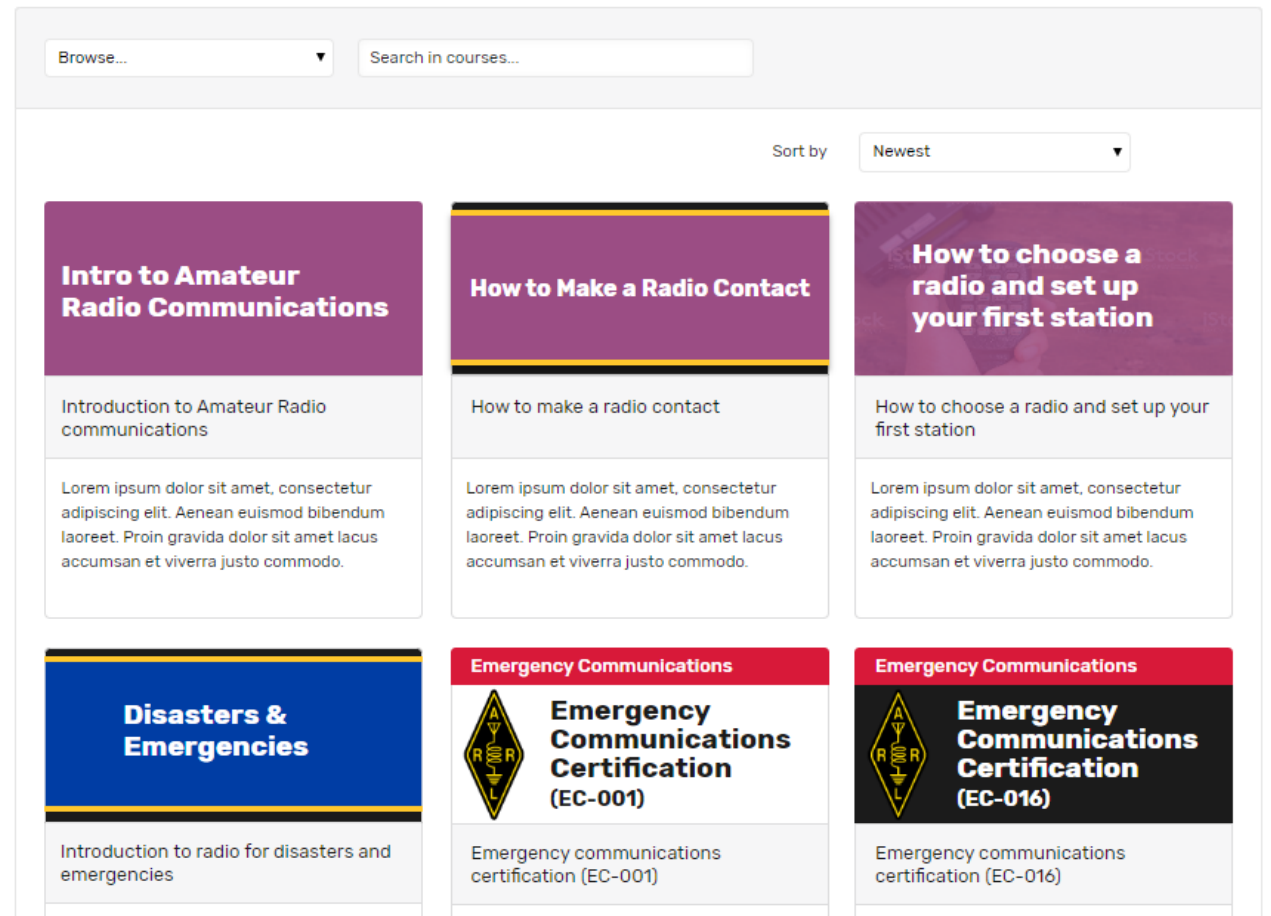
Course Development Process

An early look at the Courses page in the Learning Center (in-progress):

Courses for every interest and level.

The Learning Center's extensive course offerings will help you increase your knowledge, skills, and ability to enjoy Amateur Radio your way.

To find courses of interest, use the drop down menu to sort by topic. You can also search for courses directly.



The screenshot shows a web interface for the ARRL Learning Center. At the top, there is a navigation bar with a "Browse..." dropdown menu and a "Search in courses..." search box. Below this, a "Sort by" dropdown menu is set to "Newest". The main content area displays a grid of course cards. Each card has a colored header, a title, a subtitle, and a short description. The cards are:

- Intro to Amateur Radio Communications** (Purple header): Introduction to Amateur Radio communications. Description: Lorem ipsum dolor sit amet, consectetur adipiscing elit. Aenean euismod bibendum laoreet. Proin gravida dolor sit amet lacus accumsan et viverra justo commodo.
- How to Make a Radio Contact** (Purple header): How to make a radio contact. Description: Lorem ipsum dolor sit amet, consectetur adipiscing elit. Aenean euismod bibendum laoreet. Proin gravida dolor sit amet lacus accumsan et viverra justo commodo.
- How to choose a radio and set up your first station** (Purple header): How to choose a radio and set up your first station. Description: Lorem ipsum dolor sit amet, consectetur adipiscing elit. Aenean euismod bibendum laoreet. Proin gravida dolor sit amet lacus accumsan et viverra justo commodo.
- Disasters & Emergencies** (Blue header): Introduction to radio for disasters and emergencies.
- Emergency Communications Certification (EC-001)** (Red header): Emergency communications certification (EC-001). Includes the ARRL logo.
- Emergency Communications Certification (EC-016)** (Red header): Emergency communications certification (EC-016). Includes the ARRL logo.




Lifelong Learning Program

Course Development Process

An early look at a sample course
(in-progress):









LLL 101 - Intro to Lifelong Learning

Welcome to the ARRL Learning Center...
where learning never ends!



Here are just a few of the topics you can find here:

- Emergency Communications
- Personal Communications
- Electronics & Technology

	Tutorial Presentation: 0 min 55 sec	>
	Section 1 - Learning Content Section: 2 Presentations 1 Link 1 Document 1 Assignment	>
	Course Orientation Presentation: 4 slides	>
	ARRL home page Link: ARRL page	>
	Discussion - What is the best way to learn? Link: Continue...	>
	Self Check Assessment: 3 questions Unlimited retakes on fail	>
	End of Course Survey Survey: 3 questions	>
	Course Completion Certificate Certificate: 0/7 Course items completed	>